

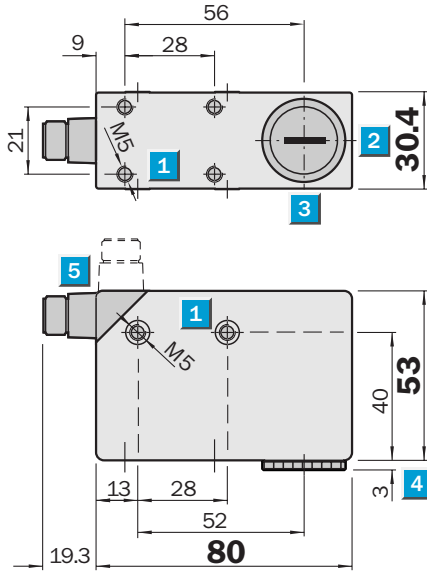
Scanning distance
10 ... 90 mm

Luminescence scanners

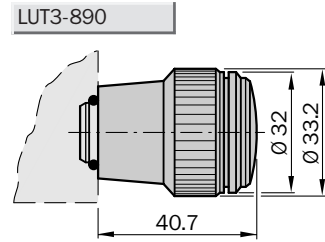
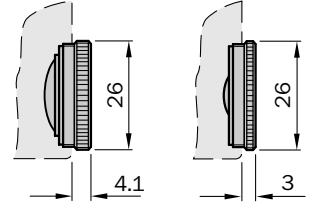
- UV semi-conductor light source
- No lamp replacement
- Scanning distance selectable by using interchangeable lenses
- Fibre-optic cable connection
- Analogue output
- Additional optical filter



Dimensional drawing

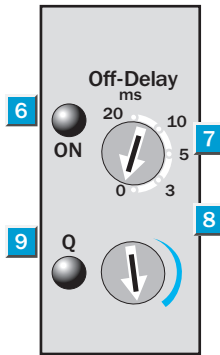


LUT3-810	LUT3-820
LUT3-850	LUT3-851
LUT3-852	LUT3-853



Adjustments possible

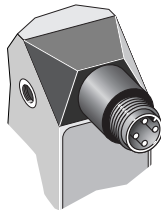
All types



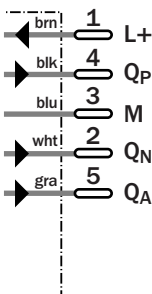
- 1 M5 threaded mounting hole, 5.5 mm deep
- 2 Light spot direction
- 3 Centre of optical axis
- 4 See dimensional drawing for lens
- 5 M12 plug (rotatable)
- 6 Operating indicator
- 7 Time delay selector switch
- 8 Sensitivity adjustment
- 9 Output indicator

Connection type

All types



5-pin, M12



Accessories

Connectors
Mounting systems
Lenses
Fibre-optic cable
Luminescence scale

Stocked, Distributed, and Supported by

SENSORS
INCORPORATED

507 Kelsey Street • Delano, MN 55328
Phone 763-972-1040 Fax 763-972-1041
Toll Free 888-920-0939
Sensorsincorporated.com

Technical data	LUT3-	810	820	850	890	851	852	853			
Scanning distance¹⁾/light spot sizes	10 mm/∅ 2 x 6 mm										
	20 mm/∅ 3 x 9 mm										
	50 mm/∅ 5 x 15 mm										
	90 mm/∅ 8 x 20 mm										
Light spot direction	Longitudinal										
Light source²⁾, light type	UV light source										
Wavelength	385 nm										
Receiver filter	OG 570										
	RG 610										
	RG 665										
Supply voltage V_s	12 ... 30 V DC ³⁾										
Ripple ⁴⁾	max. 2 V										
Current consumption ⁵⁾	60 mA										
Switching outputs	Light-switching										
	PNP: HIGH = V _s - <3 V / LOW = 0 V										
	NPN: HIGH = V _s / LOW = <2 V										
Output current I _A max.	100 mA										
Response time ⁶⁾	0.3 ms										
Switching frequency ⁷⁾	1.5 kHz										
Time delay (deactivation delay)	3 ms, 5 ms, 10 ms, 20 ms, adjustable										
Analogue output Q _A	0.5 ... 10 mA										
Connection type	Plug										
VDE protection class⁸⁾	□										
Circuit protection⁹⁾	A, B, C										
Enclosure rating	IP 67										
Ambient temperature	Operation -10 °C ... +55 °C										
	Storage -25 °C ... +75 °C										
Shock load	To IEC 68										
Weight	400 g										
Housing material	Die-cast metal										

¹⁾ From front edge of lens
²⁾ Average service life 100,000 h at T_A = +25 °C

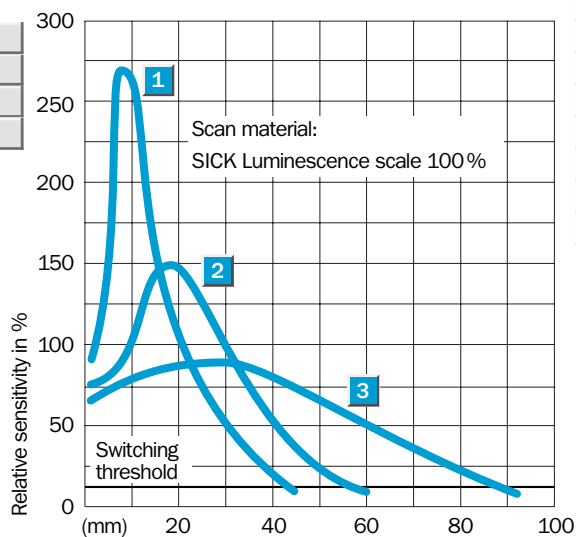
³⁾ Limit values
⁴⁾ May not exceed or fall short of V_s tolerances

⁵⁾ Without load
⁶⁾ Signal transit time with resistive load
⁷⁾ With light/dark ratio 1:1
⁸⁾ Reference voltage 50 V DC

⁹⁾ A = V_s connections reverse-polarity protected
 B = Outputs Q_p und Q_N short-circuit protected
 C = Interference pulse suppression

Scanning distance

- 1 Scanning distance 10 mm
- 2 Scanning distance 20 mm
- 3 Scanning distance 50 mm
- 4 Scanning distance 90 mm



Order Information

Type	Order no.
LUT3-810	1 012 867
LUT3-820	1 012 868
LUT3-850	1 012 869
LUT3-890	1 014 058
LUT3-851	1 012 870
LUT3-852	1 012 871
LUT3-853	1 012 872

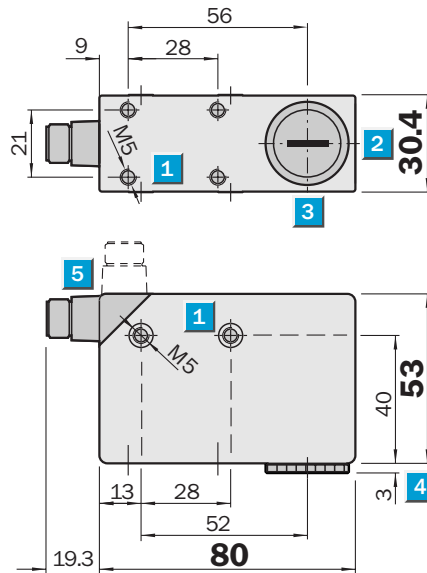
Scanning distance
 10 ... 90 mm

Luminescence scanners

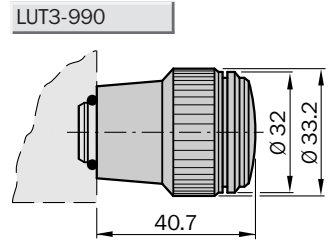
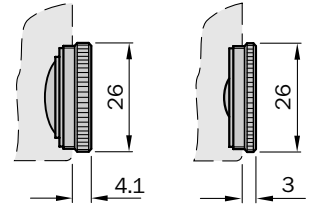
- UV semi-conductor light source
- No lamp replacement
- Scanning distance selectable by using interchangeable lenses
- Fibre-optic cable connection
- Analogue output
- Additional optical filter



Dimensional drawing

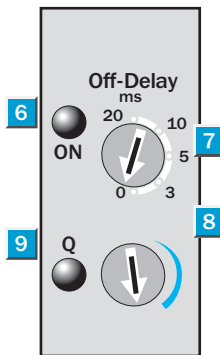


LUT3-910	LUT3-920
	LUT3-950
	LUT3-951
	LUT3-952
	LUT3-953



Adjustments possible

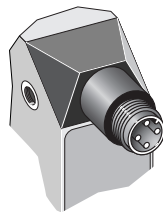
All types



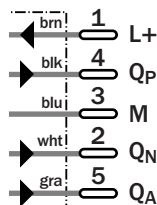
- 1 M5 threaded mounting hole, 5.5 mm deep
- 2 Light spot direction
- 3 Centre of optical axis
- 4 See dimensional drawing for lens
- 5 M12 plug (rotatable)
- 6 Operating indicator
- 7 Time delay selector switch
- 8 Sensitivity adjustment
- 9 Output indicator

Connection type

All types



5-pin, M12



Accessories

Connectors
Mounting systems
Lenses
Fibre-optic cable
Luminescence scale

Technical data		LUT3-	910	920	950	990	951	952	953			
Scanning distance¹⁾/light spot sizes	10 mm/∅ 2 x 6 mm		■									
	20 mm/∅ 3 x 9 mm			■								
	50 mm/∅ 5 x 15 mm				■		■	■	■			
	90 mm/∅ 8 x 20 mm					■						
Larger scanning distances on request												
Light spot direction	Longitudinal		■	■	■	■	■	■	■			
Light source²⁾, light type	UV light source		■	■	■	■	■	■	■			
Wavelength	370 nm		■	■	■	■	■	■	■			
Receiver filter	OG 570						■					
	RG 610							■				
	RG 665								■			
Supply voltage V_s	12 ... 30 V DC ³⁾		■	■	■	■	■	■	■			
Ripple ⁴⁾	max. 2 V		■	■	■	■	■	■	■			
Current consumption ⁵⁾	60 mA		■	■	■	■	■	■	■			
Switching outputs	Light-switching		■	■	■	■	■	■	■			
	PNP: HIGH = V _s - <3 V / LOW = 0 V		■	■	■	■	■	■	■			
	NPN: HIGH = V _s / LOW = <2 V		■	■	■	■	■	■	■			
Output current I _A max.	100 mA		■	■	■	■	■	■	■			
Response time ⁶⁾	0.3 ms		■	■	■	■	■	■	■			
Switching frequency ⁷⁾	1.5 kHz		■	■	■	■	■	■	■			
Time delay (deactivation delay)	3 ms, 5 ms, 10 ms, 20 ms, adjustable		■	■	■	■	■	■	■			
Analogue output Q _A	0.5 ... 10 mA		■	■	■	■	■	■	■			
Connection type	Plug		■	■	■	■	■	■	■			
VDE protection class⁸⁾	□		■	■	■	■	■	■	■			
Circuit protection⁹⁾	A, B, C		■	■	■	■	■	■	■			
Enclosure rating	IP 67		■	■	■	■	■	■	■			
Ambient temperature	Operation -10 °C ... +55 °C		■	■	■	■	■	■	■			
	Storage -25 °C ... +75 °C		■	■	■	■	■	■	■			
Shock load	To IEC 68		■	■	■	■	■	■	■			
Weight	400 g		■	■	■	■	■	■	■			
Housing material	Die-cast metal		■	■	■	■	■	■	■			

¹⁾ From front edge of lens
²⁾ Average service life 100,000 h at T_A = +25 °C
³⁾ Limit values
⁴⁾ May not exceed or fall short of V_s tolerances
⁵⁾ Without load
⁶⁾ Signal transit time with resistive load
⁷⁾ With light/dark ratio 1:1
⁸⁾ Reference voltage 50 V DC
⁹⁾ A = V_s connections reverse-polarity protected
 B = Outputs Q_p und Q_N short-circuit protected
 C = Interference pulse suppression

